

JASHBHAI D. LUHAR

Civil Engineer

9021 Ardendale Ave. San Gabriel, CA 91775

(626) 287-3825

S. Bravo Systems, Inc.
2929 Vail Ave.
Commerce, CA 90040

ATT: Don M. Mukai

December 5, 2008

RE: THIRD PARTY EVALUATION
**BRAVO SYSTEMS STRUCTURAL RACK SYSTEM FOR VENT/TRANSITION
SECONDARY CONTAINMENT SERIES**

I have examined and reviewed the following items:

- 1) Bravo Systems Installation Manual ii-B500/600-CCVP-09A
- 2) Bravo Systems Data Sheet B-500-D-AB-1-11-08
- 3) Bravo Systems Data Sheet B-600-D-AB-1-11-08
- 4) Bravo Systems Third Party Document 3RP-B500-600-DW
- 5) UL Listing Documentation UL-BRAVO-UDC-VENT
- 6) Veeder Root Drawing 333046-001_2inch_Riser_Mount
- 7) Veeder Root Canister Install and Maintenance Guide
- 8) Structural Design Calculations
- 9) Veeder Root image of Canister-Profile
- 10) Steel Rack Assembly Drawing RS-500 VRC-3S-1
- 11) Foundation for Steel Rack Drawing RS-500 VRC-3S-2

This rack system and it's base provides positive anchoring for a rigid and unmoveable support system for the Veeder Root™ Carbon Canister Vapor Polisher (CCVP), It's accessories and all connected piping. This system qualifies for installation to resist or comply with wind and/or seismic activity which may cause concern for the integrity of the system.

J. D. Luhar
12/05/08
Jashbhai D. Luhar, P.E.





2929 VAIL AVE
CITY OF COMMERCE, CA
90040

(323)-888-4133
(323)-888-3123 FAX
www.sbravo.com

OWNERSHIP OF DOCUMENTS

THE RECIPIENT OF THESE DOCUMENTS ACKNOWLEDGES THAT THE CONSTRUCTION DOCUMENTS ARE OWNED BY VEEDER ROOT. THE RECIPIENT AGREES TO USE THE MATERIALS ONLY FOR THE LIMITED PURPOSES FOR WHICH VEEDER ROOT HAS MADE THE MATERIALS AVAILABLE. THE RECIPIENT SHALL NOT REUSE OR MAKE ANY MODIFICATION TO THE CONSTRUCTION DOCUMENTS WITHOUT PRIOR WRITTEN AUTHORIZATION BY A DESIGNATED REPRESENTATIVE OF VEEDER ROOT.

GENERAL NOTES:

EXISTING CONDITIONS

THE CONTRACTOR SHALL BE RESPONSIBLE FOR DETERMINING THE EXISTING CONTROLLING SITE CONDITIONS AND FOR COMPLIANCE WITH LOCAL ORDINANCES AND CURRENT CALIFORNIA BUILDING CODES.

APPLICABLE CODES

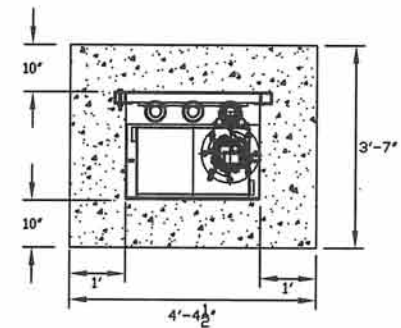
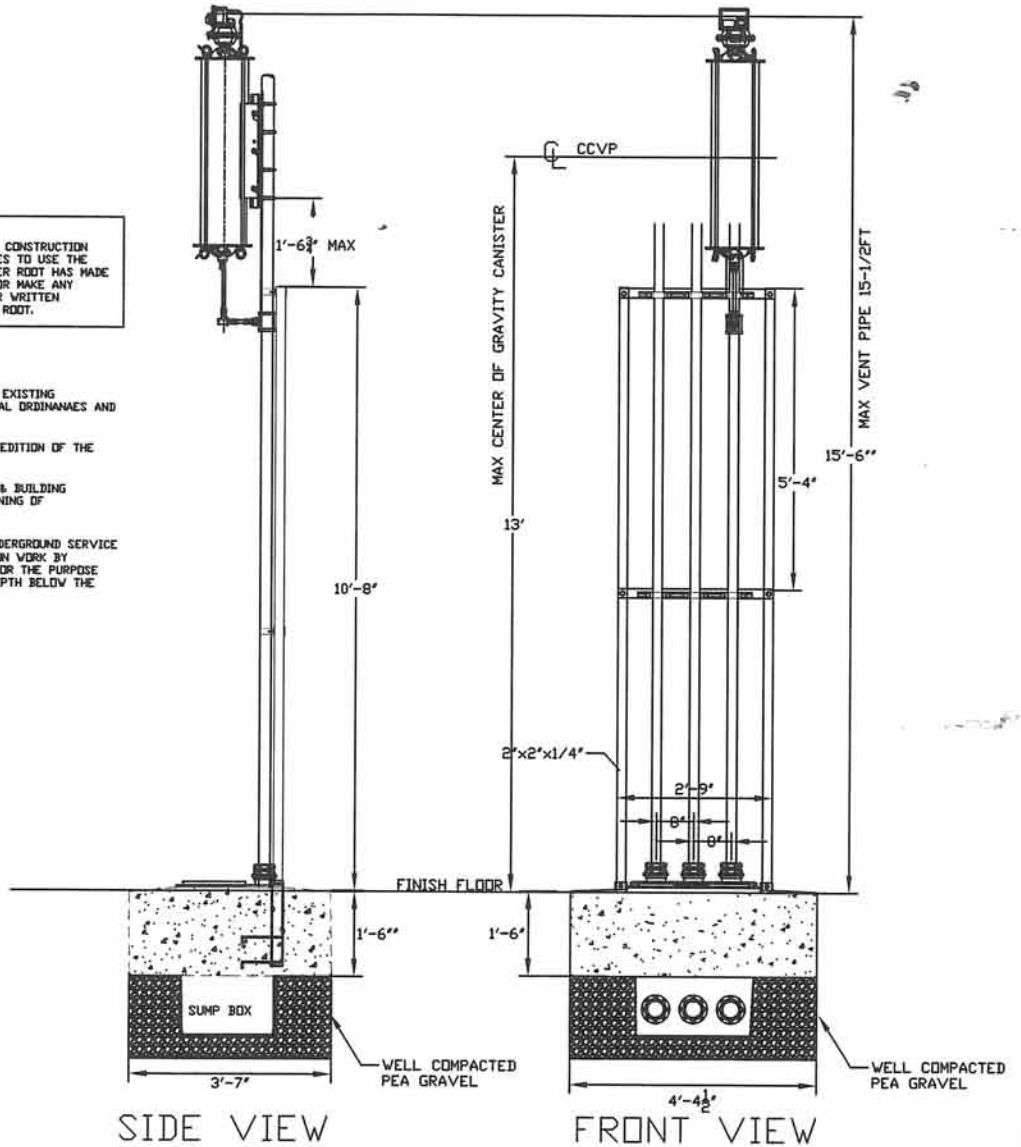
ALL WORK SHALL BE IN STRICT ACCORDANCE WITH THE LATEST EDITION OF THE CALIFORNIA BUILDING CODE AND REFERENCED STANDARDS.

PLANS AND PERMITS

THE CONTRACTOR SHALL OBTAIN ALL NECESSARY ENCROACHMENT & BUILDING PERMITS AND SHALL POSSESS APPROVED PLANS PRIOR TO BEGINNING OF CONSTRUCTION.

UTILITY LOCATIONS

THE CONTRACTOR WILL BE REQUIRED TO NOTIFY MEMBERS OF UNDERGROUND SERVICE ALERT (U.S.A.) 48 HOURS IN ADVANCE OF PERFORMING EXCAVATION WORK BY CALLING THE TOLL-FREE NUMBER (800) 227-2600. EXCAVATION FOR THE PURPOSE OF THIS REQUIREMENT, IS DEFINED AS BEING 18" OR MORE IN DEPTH BELOW THE EXISTING SURFACE.



FOUNDATION PLAN

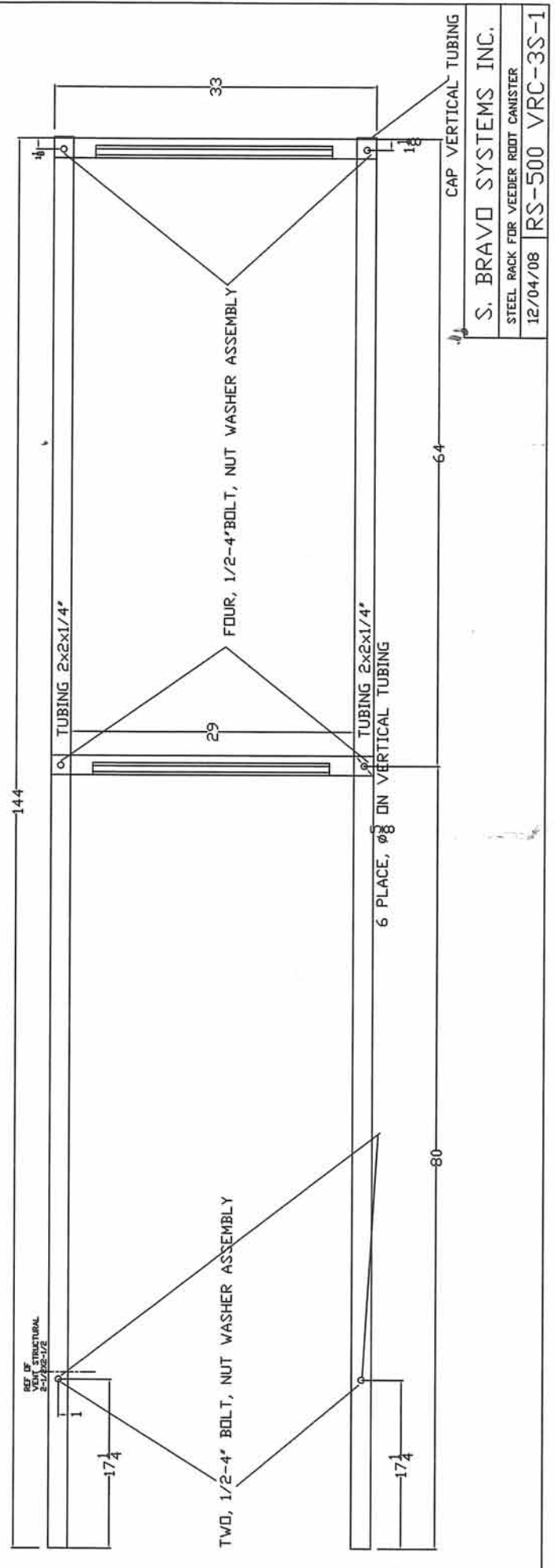
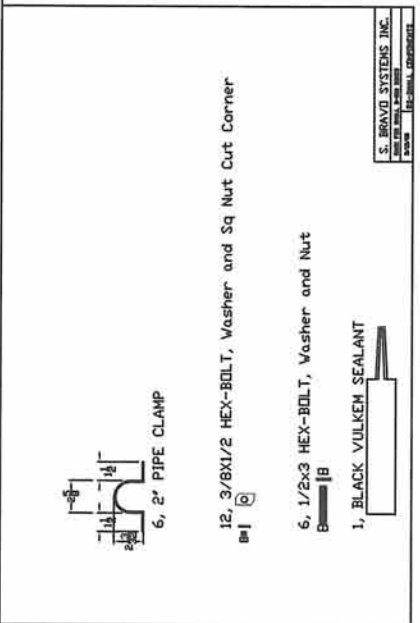
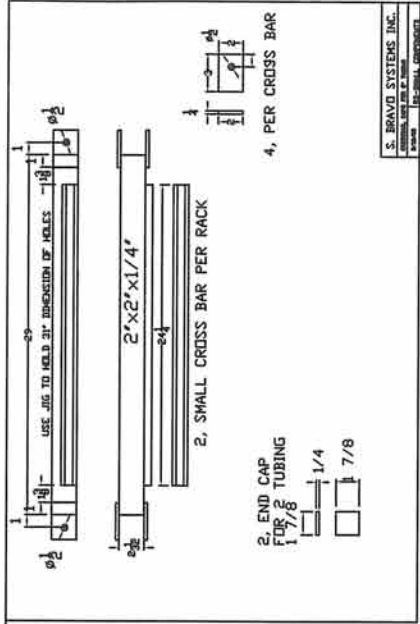
NOTES:

THE VENT DISCHARGE SHALL BE LOCATED AND DIRECTED SO THAT VAPORS WILL DISPERSE. VAPORS SHALL BE DIRECTED UPWARD AND HORIZONTALLY AWAY FROM ADJACENT WALLS. VENT OUTLETS SHALL BE LOCATED SO AS NOT TO BE TRAPPED BY EAVES OR OTHER OBSTRUCTIONS AND SHALL BE AT LEAST 5 FEET FROM BUILDING OPENINGS. DISCHARGE SHALL NOT BE LESS THAN 12' FROM FINISH GRADE. VENTS SHALL BE INSTALLED IN ACCORDANCE WITH NFPA 30 (2008).

VENT CURB RISERS SHOULD STAND NO LESS THAN 5' FROM THE OUTSIDE OF CURB.

THE CONTRACTOR IS RESPONSIBLE FOR SHORING AND THE PROTECTION IN PLACE OF EXISTING FACILITIES.

S. BRAVO SYSTEMS INC.	
FOUNDATION FOR STEEL RACK	
12-1-08	RS-500-VRC-3S-2



S. BRAVO SYSTEMS INC.
 STEEL RACK FOR FEEDER ROOT CANISTER
 12/04/08 | RS-500 VRC-3S-1

6, 2" PIPE CLAMP

12, 3/8x1/2 HEX-BOLT, Washer and Sq Nut Cut Corner

6, 1/2x3 HEX-BOLT, Washer and Nut

1, BLACK VULKEM SEALANT

S. BRAVO SYSTEMS INC.
 12/04/08 | RS-500 VRC-3S-1