


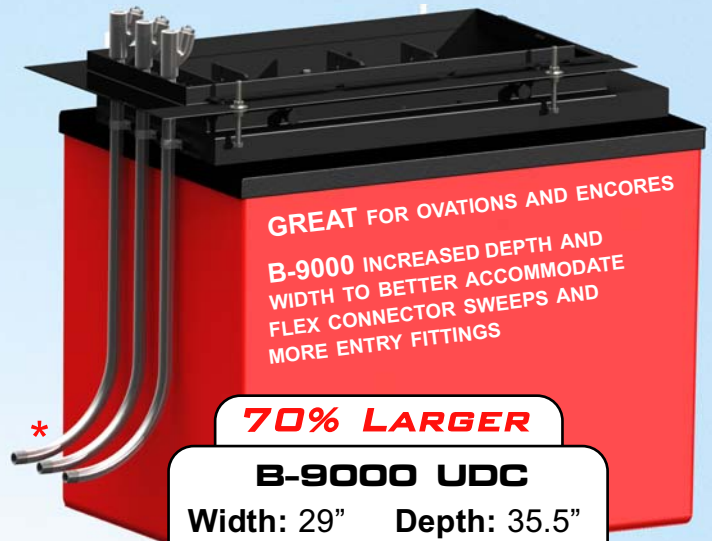
B-8000 & B-9000 SINGLEWALL UDC

DEEP UNDER DISPENSER CONTAINMENT SUMPS

MANUFACTURED OF FIBERGLASS & STEEL




B-8000 UDC			
Width:	20"	Depth:	30"
Length:	Lrg	Med	Sm
	42"	30"	25.5"



70% LARGER			
B-9000 UDC			
Width:	29"	Depth:	35.5"
Length:	Lrg	Med	Sm
	42"	30"	25.5"

FEATURES:

- > Built like a Tank! Compatible with all fuels & additives
- > Sump walls free of gel-coat and paint = Less labor!
- > Large flat walls make it easier to fit more entry fittings
- > Option to add or subtract sump depth at time of order
- > Interchangeable Dispenser Frame allows future upgrades
- > Shown with optional Electrical Offset (EO) frame
- > Factory-Installed FRP entry fittings available
- > Stabilizer brackets included and pre-plumbed
- > Factory-tested by water (Lake) test
- > Includes all installation accessories
- > Sized & Tailored to any Dispenser model



RECOMMENDED:
FF-Series or F-Series FRP Fittings

CALL for Vista 4-Grade and Wayne-Vac equipped dispensers

* CONDUIT LINES NOT INCLUDED

View UDC's at sbravo.com/UDC



PAT. #5,800,143
PATENTS PENDING
THIRD PARTY APPROVED

12A



WWW.SBRAVO.COM
800-AT-BRAVO

