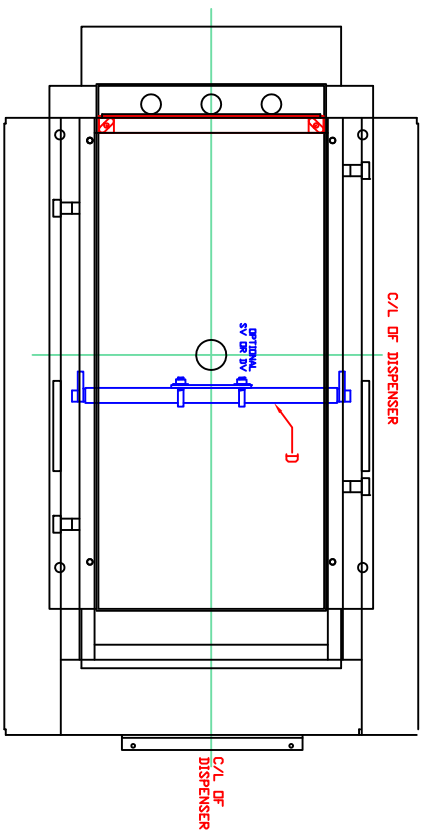
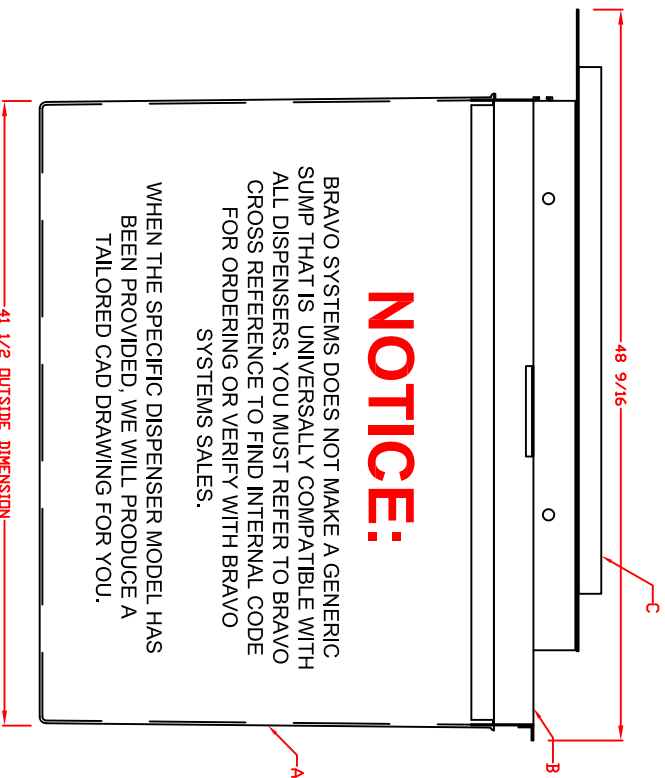


BRACKET LOCATIONS SHOWN FOR REFERENCE ONLY.

NUMBER OF BRACKETS VARY PER DISPENSER. BRACKETS ARE PROVIDED IN THE COST OF THE EXACT MODEL SELECTED. VAPOR BRACKET SOLD SEPARATELY. PROVIDED BRACKETS ARE FACTORY ASSEMBLED, SECURED AND ALIGNED TO DISPENSER INLETS.



TOP VIEW



FRONT VIEW

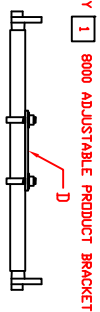
NOTICE:
BRAVO SYSTEMS DOES NOT MAKE A GENERIC SUMP THAT IS UNIVERSALLY COMPATIBLE WITH ALL DISPENSERS. YOU MUST REFER TO BRAVO CROSS REFERENCE TO FIND INTERNAL CODE FOR ORDERING OR VERIFY WITH BRAVO SYSTEMS SALES.
WHEN THE SPECIFIC DISPENSER MODEL HAS BEEN PROVIDED, WE WILL PRODUCE A TAILORED CAD DRAWING FOR YOU.



Visit www.sbravo.com/fs for all fittings

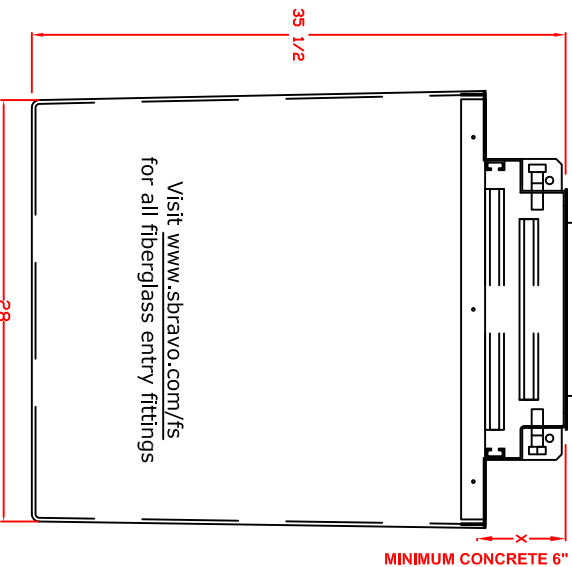
INSTALLER MUST BE BRAVO-CERTIFIED

Get Certified at www.sbravo.com/cent



QTY 1 9000 ADJUSTABLE PRODUCT BRACKET

ADJUSTABLE VAPOR BRACKET NOT INCLUDED
PART NO. BRKT-BE

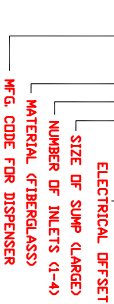


LEFT SIDE VIEW

Visit www.sbravo.com/fs
for all fiberglass entry fittings

BILL OF MATERIALS		
NO.	QTY.	PART DESCRIPTION
A	1	SINGLE WALL FRP BOX 41-1/2x28x39x68-1/2" B
B	1	B9000 MID FRAME LARGE - E-D
C	4	1/2"x1-1/4" WELDED COUPLING NUTS FXXX UPPER FRAME
-	-	CUSTOMIZED TO DISPENSER ANCHOR BOLTS
-	-	VULKEM SEALANT
D	1	BRACKET 8000 ADJ VARIES PER DISPENSER

9000-FIL-B-E0



NOTE:

THIS DRAWING IS PROVIDED AS A GENERAL GUIDE TO THE INSTALLATION AND ALIGNMENT OF THE DISPENSER SUMP AND ITS ALLOWED HARDWARE. SINCE EVERY INSTALLATION IS UNIQUE, IT IS THE RESPONSIBILITY OF THE INSTALLING CONTRACTOR TO CHECK PLANS AND PRODUCT DRAWINGS, FIELD VERIFY EXISTING INLETS, INSTALL PER MANUFACTURERS' INSTALLATION MANUAL.

LARGE UDC
OVATION
ENCORE
VISTA WIDE
ADVANTAGE WIDE
PACIFIC

WWW.SBRAVO.COM

	S. BRAVO SYSTEMS INC.	
	DATE: 12/14/09	DWG NO. 9000-FIL-B-E0
	JUMBO LARGE SINGLE-WALL UDC	NAME: JMP
		REV.